

Linear actuator Picolo 0



*Our innovative design model
for façades - with flexible
mounting options*



Linear actuators Picolo 0



Description · Applications

Picolo 0 for louvre adjustments in commercial architecture

elero's space-saving linear actuator with innovative design for the adjustment of photovoltaic louvres and large louvres made of glass, aluminium or stainless steel for commercial architecture.

Picolo 0 is weather-resistant

With its waterproof housing and its anodised aluminium fasteners, Picolo 0 is an optimum solution for façade applications.

Picolo 0's aesthetic design with flexible mounting options

With its particularly slim construction, Picolo 0 can easily be integrated into a variety of modern façade styles. The flexible mounting position offers numerous application possibilities, no matter if the piston rod is installed horizontally or facing upwards.

So, if you want to have a powerful linear actuator that can be integrated harmoniously into the aesthetics of an ambitious façade design, Picolo 0 is exactly what you need!

Picolo 0 offers many more advantages

- Thanks to the weather-resistant construction, the mounting position is flexible
- Integrated limit switches
- Easy control
- Low-noise operation
- UV-resistant connecting cables
- Central cable outlet

The technology

elero's "Picolo 0" linear actuator is an electromechanical push rod drive in which a rotational movement is transformed into a linear movement by gear units and a work gear spindle. The motor, a direct current motor, is particularly robust and ensures good start-up behaviour – even at low temperatures.

Through the slim and cylindrical actuator design, technical and functional aspects as well as optical and aesthetic aspects have been taken into account.



- Protection against solar heat
- Well-lit rooms through controlled daylighting
- Interior glare protection
- Optimum lighting conditions for PC work environments
- Unhindered views to the outside
- Integration of photovoltaic panels to take advantage of solar energy.

An indispensable part of any sun protection system is
the right actuator system !

Convincing technology for flexible mounting options



Facts • Options • Accessories • Wiring diagrams

The facts

	Picolo 0	
Operating voltage	12V DC / 24V DC	
Rated current	12V/2A / 24V/1A	
Load (N)	100 – 1,800	
Stroke speed (mm/s)	2 – 16	
Rating	5 min	
Stroke length (mm)	75 – 400 for lug – lug fastening 75 – 800 for pivot attachment	
Temperature range	- 20 °C to + 80 °C	
Protection class	IP 67	
Housing	stainless steel 1.4571	anodised aluminium
Cable length (m)	2	

Options

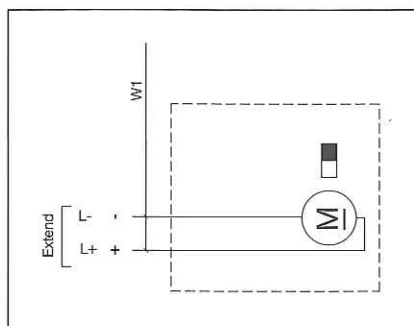
- Internal limit switch
- Encoder
- Synchronisation control / external limit switch

Accessories

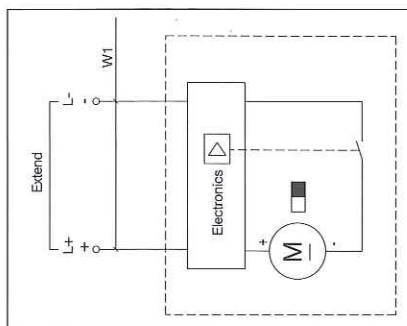
- Adjustable pivot

Applications

- Façade architecture
- Adjustment of louvres and photovoltaic panels
- Window adjustment



Standard wiring diagram GS9801



Standard wiring diagram GS9311
(with the option: internal limit switch)

Attachment options

- Articulated lug (standard)
- Clevis end
- Adjustable articulated lug (on piston end)
- Joint rod head (on piston end)

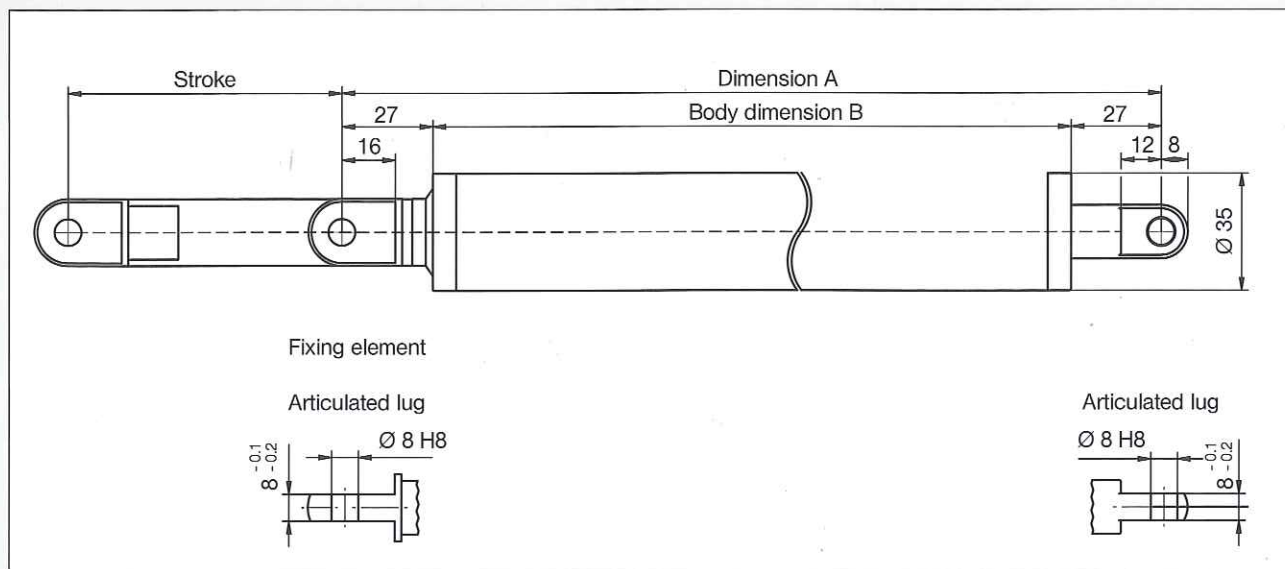
Load (N) and stroke speeds (mm/s)

Version	Load (N)	Stroke speed (mm/s)	No. of impulses *
A	100	16	13.5
B	400	9	13.5
C	900	4.5	24
D	1,800	2	60.75

* For option: Encoder

elero linear actuators

Technical data and dimensions



Technical parameters subject to change!
EN-2011472/1210

Dimension chart

Stroke	Dimension A (mm)	Dimension B / body dimension (mm)
75	385	332
100	411	357
150	461	397
200	511	457
250	561	507
300	611	557
400	711	657
600 *	950	896
800 *	1,150	1,096

* The maximum load for the Picolo 0 is 900 N when this stroke is selected.

Attention!

The stated dimensions refer to the standard version: without internal limit switches with lug – lug fastening. Dimensions will change if different fasteners are selected.

elero GmbH Linearantriebstechnik

Technical & Sales

Nassaeckerstrasse 11
07381 Poessneck / Germany
Phone: +49 (0) 3647 / 46 07-0
Fax: +49 (0) 3647 / 46 07-42

Order Processing

Linsenhofer Strasse 59-63
72660 Beuren / Germany
Phone: +49 (0) 7025 / 13-02
Fax: +49 (0) 7025 / 13-212

E-mail: info@elero-linear.de
Web: www.elero-linear.com