


Linear actuator Veco



*Our "economical" model
for façade applications*



Linear actuator Veco



Description · Applications

Veco – the economical alternative for modern façade architecture

The demands on façade architecture, especially economic aspects, have increased in the last few years. Along with product price, other cost sensitive factors such as installation time and flexible actuator installation are playing a major role.

The slim design, weather resistant aluminium housing, electronic limit switches for individual stroke adjustment and multiple mounting possibilities accentuate the flexibility of this elero drive solution.

Main applications

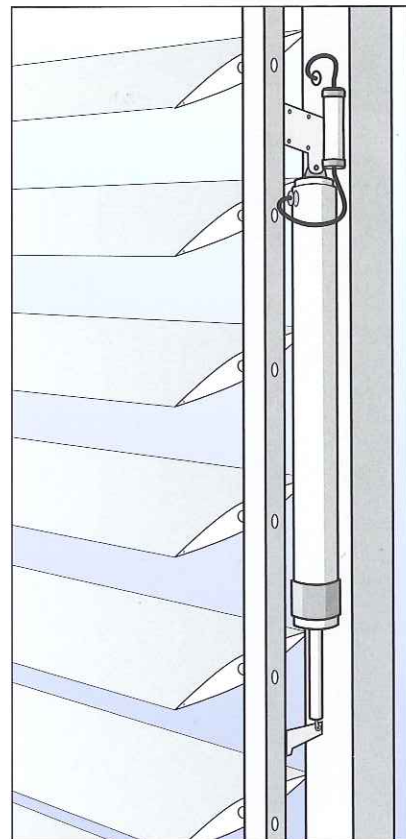
Integration into building façades for the adjustment of

- Sun shading louvers
- Building integrated photovoltaics (BIPV)
- Daylighting strategies

The Technology

elero's Veco linear actuator is an electromechanical push rod drive in which a rotational movement is transformed into a linear movement by the planetary gear units and lead screw assembly.

The actuator's slim and cylindrical construction takes into account technical and functional aspects as well as optical and aesthetic aspects. The electronic limit switches are quickly and easily programmed through a separate installation cable using two buttons. This allows for the end positions to be adjusted along the entire stroke length of the actuator. Especially for large façade areas requiring many actuators, this makes the installation extremely efficient and cost effective.



“Our economical drive with electronic limit switches”

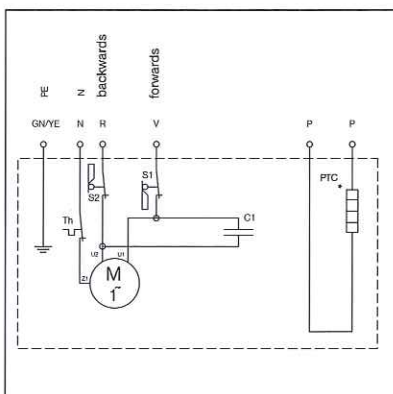


Specifications

The facts

	Veco
Operating voltage	230V 1AC 50Hz
Housing diameter (mm)	50
Load (N)	1600
Stroke length (mm)	100, 200, 300
Stroke speed (mm/s)	5
Duty Cycle	S2 / 5 min
Operating Temperature (°C)	-20 to +60
Cable length (m)	2
Electronic limit switches	adjustable along entire stroke length
Mounting fixtures piston rod and housing sides	articulated lug
Material housing and mounting fixtures	Aluminium anodised
Protection class	IP 65
Mounting position	User defined

Standard wiring diagrams

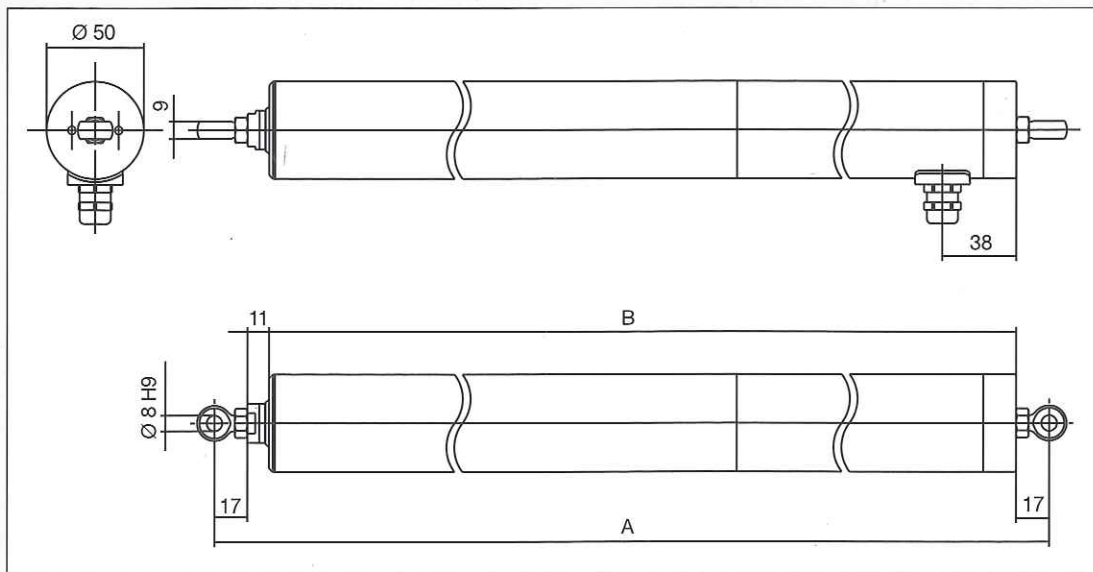


- S1 = Limit switch piston rod out
- S2 = Limit switch piston rod in
- C1 = Capacitor (internal)
- Th = Thermal protection

WS0800 / 230 V AC

elero linear actuators

Dimensions



Stroke (mm)	Dimension A (mm)	Dimension F (mm)
100	830	785
200	930	885
300	1030	985

elero GmbH

Linearantriebstechnik

Nassaeckerstrasse 11

D-07381 Poesneck

Phone +49 (0) 3647 / 46 07-0

Fax Reception +49 (0) 3647 / 46 07-40

Fax Purchasing department -41

Fax Sales department -42

Head office:

Linsenhofer Str. 59-63

D-72660 Beuren

Phone +49 (0) 70 25 / 13-02

Fax Reception +49 (0) 70 25 / 13-212

info@elero-linear.de

www.elero-linear.com